




THE Ultimate Beginner Quilt Stripes











Block One



unfinished size: 12 1/2" x 12 1/2"

CUTTING:

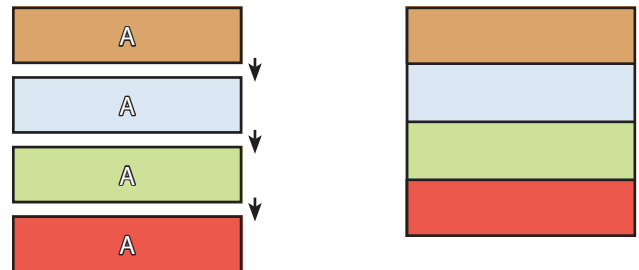
		1 - 3 1/2" x 12 1/2" rectangle
9900-68		
		1 - 3 1/2" x 12 1/2" rectangle
9900-262		
		1 - 3 1/2" x 12 1/2" rectangle
9900-100		
		1 - 3 1/2" x 12 1/2" rectangle
9900-294		

Use 1/4" seams and press as arrows indicate throughout.

BLOCK ASSEMBLY:

Assemble four Fabric A rectangles.

Stripes Block should measure 12 1/2" x 12 1/2".



#ULTIMATEBEGINNERQUILT

The Ultimate Beginner Quilt features Bella Solids by Moda Fabrics

moda
FABRICS + SUPPLIES



Free quilt pattern by Fat Quarter Shop

Copyright 2019 Fat Quarter Shop, LLC. All rights reserved. Duplication of any kind is prohibited.

This pattern may be used for personal purposes only and may not be reproduced without the express written permission from the Fat Quarter Shop. This pattern may not be used for commercial purposes.

