




# THE Ultimate Beginner Quilt Nine Patch











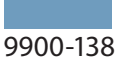





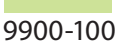



## Block Two



unfinished size: 12 1/2" x 12 1/2"

## CUTTING:

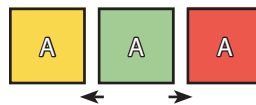
		1 - 4 1/2" square
9900-51		
		1 - 4 1/2" square
9900-74		
		1 - 4 1/2" square
9900-294		
		1 - 4 1/2" square
9900-263		
		1 - 4 1/2" square
9900-147		
		1 - 4 1/2" square
9900-138		
		1 - 4 1/2" square
9900-188		
		1 - 4 1/2" square
9900-262		
		1 - 4 1/2" square
9900-100		

Use 1/4" seams and press as arrows indicate throughout.

## BLOCK ASSEMBLY:

Assemble three Fabric A squares.

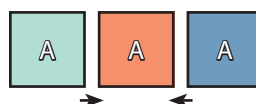
Outer Nine Patch Unit should measure 4 1/2" x 12 1/2".



Make 2.

Assemble three Fabric A squares.


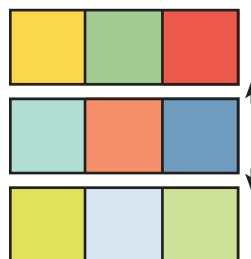
Inner Nine Patch Unit should measure 4 1/2" x 12 1/2".



Make 1.

Assemble two Outer Nine Patch Units and the Inner Nine Patch Unit.

Nine Patch Block should measure 12 1/2" x 12 1/2".



## #ULTIMATEBEGINNERQUILT

The Ultimate Beginner Quilt features Bella Solids by Moda Fabrics

moda  
FABRICS + SUPPLIES

EverSewn



Free quilt pattern by Fat Quarter Shop

Copyright 2019 Fat Quarter Shop, LLC. All rights reserved. Duplication of any kind is prohibited.

This pattern may be used for personal purposes only and may not be reproduced without the express written permission from the Fat Quarter Shop. This pattern may not be used for commercial purposes.

